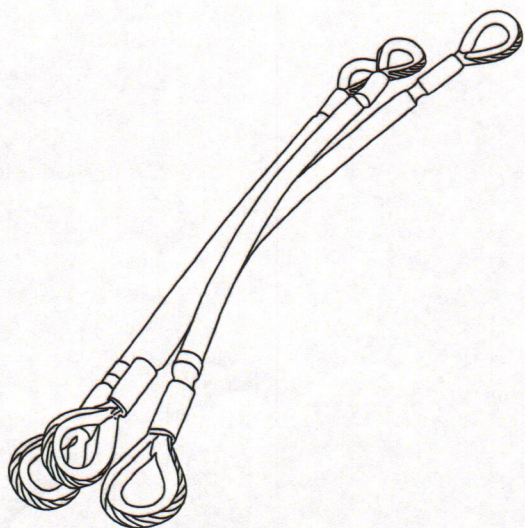


### Explanation of labelling



CE 0120 - CE marking and Notified Body number.

**BS EN 795: 1997** – Protection against falls from height - Anchor devices.



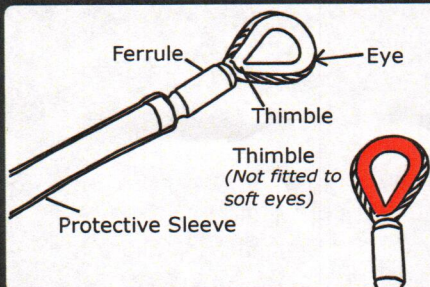
Always read and follow the instructions supplied by the manufacturer.

**ISC** - Manufacturers identification (ISC Ltd, Unit 1, Llandygai industrial estate, Bangor, Gwynedd, UK, LL57 4YH)

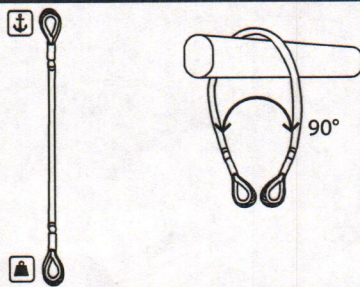
WSxxx – Product code number

YYM - Batch marking YY=year; M=Month of manufacture.  
This may be suffixed with a serial number.

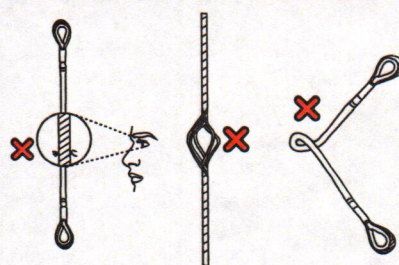
### Nomenclature - Fig 1



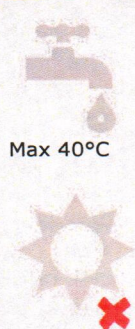
### Installation - Fig 2




Inspection - Fig 3



## Cleaning



Max 40°C



Dry naturally

THIS DOCUMENTATION SHOULD BE ISSUED WITH AND KEPT FOR EACH ITEM OR SYSTEM .  
DIESE UNTERLAGEN SOLLTEN MIT HERAUSGEGEBEN WERDEN UND FÜR JEDES EINZELTEIL ODER SYSTEM GEHALTEN WERDEN.  
ESTA DOCUMENTACIÓN SE DEBE PUBLICAR CON Y GUARDAR PARA CADA ARTÍCULO O SISTEMA.  
DEZE DOCUMENTATIE ZOU MET MOETEN UITGEBRACHT WORDEN EN ZO VOOR EL ONDERDEEL OF SYSTEEM - MOETEN BIJGEHOUDEN WORDEN.  
CETTE DOCUMENTATION DOIT ÊTRE DELIVRÉE AVEC CHAQUE ÉLÉMENT OU SYSTÈME ET CONSERVÉE AVEC CELUI-CI

### PERIODIC THROUGH EXAMINATION AND REPAIR RECORD

[illegible]



## General

ISC equipment and components for prevention of falls from height meet or exceed recognised European, American or other International standards. A multi-language user instruction manual should accompany this product. It is the users responsibility to read and understand these instructions before use.

**WARNING** - Activities involving the use of this equipment are inherently dangerous - this equipment should only be used by a competent person or a person specifically trained in its use who is under the direct supervision of a competent person.

## Responsibility

It is the user's responsibility to ensure understanding of the correct safe use of this equipment, to use it only for the purposes for which it is designed, and to practise all proper safety procedures. It is mandatory that a Risk Assessment be carried out prior to any use and a rescue plan be in place for any work at height. Do not exceed loads either specified by the manufacturer or loads derived from the specified MBS using a recognised factor of safety. Do not under any circumstances modify the product as alterations may render it ineffective.

Anchor strops are used to connect to anchor points for working at height and work positioning. Immediately before and after each use make a visual inspection of the anchor strop for damage or malfunction. Ensure that the anchor strop is only used with compatible equipment that complies with a recognised European or International Standard.

**It must never be used in conjunction with any other piece of equipment that may impede its safe operation, or the safe operation of any other piece of equipment.** All anchors should be capable of a 10kN minimum load. Do not use over an edge as this may damage the anchor strop. If you wrap the anchor strop around an anchor point ensure that the anchor material and/or material texture will not damage the anchor strop. If there is any doubt about the safe condition of the anchor strop or if it has been used to arrest a fall or impact it should be withdrawn from use and inspected by a competent person. The anchor strop should not be put back into use until a

documented thorough examination has been carried out by a competent person. An inspection record should be completed and kept up to date at all times. This product has been tested to BS EN 795: 1997 Anchor strops. Always ensure that the recommendations for use of other components within a system as advised are complied with.

## Warning

**This equipment should only be issued by a competent person who is familiar with BS EN 8437:2005 "Code of practice for selection, use and maintenance of personal fall protection systems and equipment for use in the workplace." Activities involving the use of this equipment are inherently dangerous. You are responsible for your own actions and decisions and it is mandatory that a Risk Assessment be carried out prior to any use. Contingency plans for rescuing people in case of accidents must be in place. Do not under any circumstances modify the anchor strop as alterations may render it ineffective. The Equipment should not be used by persons with a medical condition/s that may affect the safety of the user.**

## Fig 2 - Installation & Use Requirements

Due care should be taken to assess the suitability of the anchor strop and associated fixings for the intended application. The viability of any installation should be verified by a suitably qualified person. This equipment must never be used outside its limitations, or for any purpose other than that which it was designed.

## Fig 3 Inspection & Maintenance

Before and after each use inspect the anchor strop visually. Check that the protective plastic sheath is intact and undamaged. There are no user serviceable parts in this anchor strop. A competent person should carry out a thorough examination at least every six months (or more frequently if appropriate). All thorough examinations should be recorded on the equipment record (or your own version) on the front of this sheet. Please be aware that exposure to chemicals, extreme temperatures, sharp edges, major fall or load, etc. can significantly reduce the lifetime of a product, to as little as a single use.

The potential lifetime of ISC products is up to 10 years for plastic or textile

products, and indefinite for metal products.

The actual lifetime of a product depends on a variety of factors such as, the intensity of use, the frequency of use, the environment in which it has been used, the competency of the user, and how well it has been maintained and stored etc. This statement does not remove the need for users to inspect their items before and after each use, and retire the device if it is not in a satisfactory condition, or taken out of use by a competent person.

## Cleaning

The anchor strop should be cleaned regularly (or after every use in a marine environment) with clean water or with a mild detergent. Dry away from heat in a well ventilated area.

## Storage & Transportation

Store in a clean dry environment free from corrosive or chemical substances. Care should be taken to protect the product against damage during transportation.

In order to protect the end user, if this product is re-sold outside the original country of destination the reseller should provide instructions for use, for maintenance, for periodic examination and for repair in the language of the country in which the product is sold.

Notes: If unsure about the safe use of this product seek advice from a competent person or contact the manufacturer.

ISC is a responsible design, development and manufacturing organisation. We welcome feedback regarding these user instructions or indeed on our product range as a whole. For further details check out our website [www.iscwailes.com](http://www.iscwailes.com)

## Approvals-Declaration of Conformity

Type approval carried out at SATRA Technology Centre Ltd., Wyndham Way, Telford Way Industrial Estate, Kettering, Northamptonshire, NN16 8SD. And is subject to the procedure set out in Article 11 point B of Directive 89/686/EEC under the supervision of the notified body: SGS United Kingdom Ltd., Unit 202b Worle Parkway, Weston-super-Mare, Somerset BS22 6WA