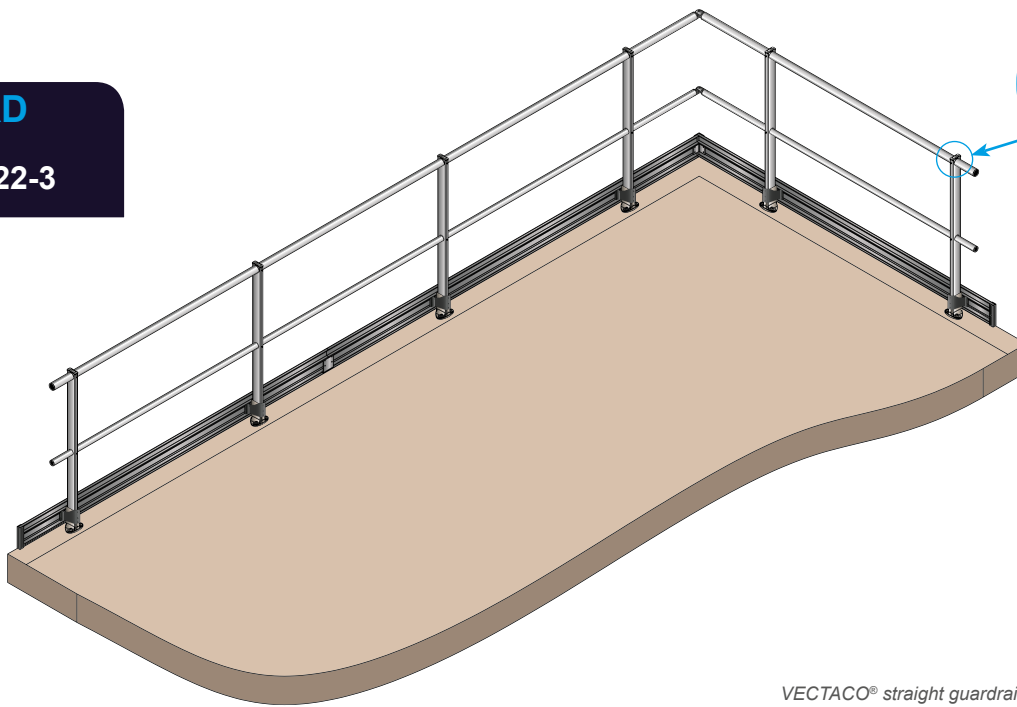


GUARDRAIL WITH FLOOR FIXTURE SYSTEM (TOP FIX)

STANDARD

EN ISO 14122-3



NEW
PRODUCT
EVOLUTION

VECTACO® straight guardrail with floor fixture system

USE (see technical manual)



top fix base

The guardrail with floor fixture system VECTACO® is a collective fall protection system (*French style fixation*) on metal structure, on wall parapet, on concrete wall or on concrete slab without sealing. The floor fixture system remains the more economical solution to secure the flat roof.


ADVANTAGES

- > Economical
- > Simple and fast assembly thanks to its interlocking handrails and knee rails with swaged ends, easy to nest
- > Handrails and knee rails in lengths of 3 m, conditioned by 7 to facilitate their distribution and their installation on flat roofs
- > Available in stock, short lead time

NEW

Upright/handrail connection system:
the triangular handrail and T part are substituted by a round handrail and a plug at the top of the upright (delivered unassembled).
This change leads to the following product modifications:

- New corner angles (plastic and ALU) for round handrail;
- New plug for round handrail;
- Uprights: notch at the top to receive the handrail + pre-drilled holes to facilitate the assembly of the handrail and knee-rail.




GUARDRAIL WITH FLOOR FIXTURE SYSTEM (TOP FIX)

REFERENCES

Straight upright		30° inclined upright <i>(other angle on request)</i>		Curved upright		Folding upright	
VS-D1		VS-I1		VS-C1		VS-R1	
VS-D2		VS-I2		VS-C2		VS-R2	
VS-D3		VS-I3		VS-C3		VS-R3	
		VS-I4		VS-C4			

1: handrail / 2: handrail + knee rail / 3: handrail + knee rail + toeboard / 4: handrail + 2 knee rails + toeboard

TECHNICAL CHARACTERISTICS

- **Material:** aluminium
- **Material finishes:** raw, anodized or powder coated on request
(RAL colours) 
- **Components:** round handrails Ø45 mm, round knee rails Ø35 mm, tubes with swaged ends and adjustable angles for handrails and knee rails.
- **Fixation:** 2 x M10 plugs *(in option)*

ASSEMBLY RECOMMENDATIONS

(see technical manual)

- Max spacing between uprights: 1500 mm
- Handrails and knee rails adjustable to fit
- Handrails and knee rails swaged ends and adjustable
- Assembly with HC screws and self-drilling screws
- Fixation minimum at 60 mm of the edge of the parapet
- Width minimum of the acrotère: 125 mm
- Height parapet ≤ 100 mm = Compulsory toeboard
- In case of use of folding amounts, a Vectaline® lifeline is mandatory to secure the movements of the installers.

ATTENTION: before any use, please refer to the corresponding technical manual.

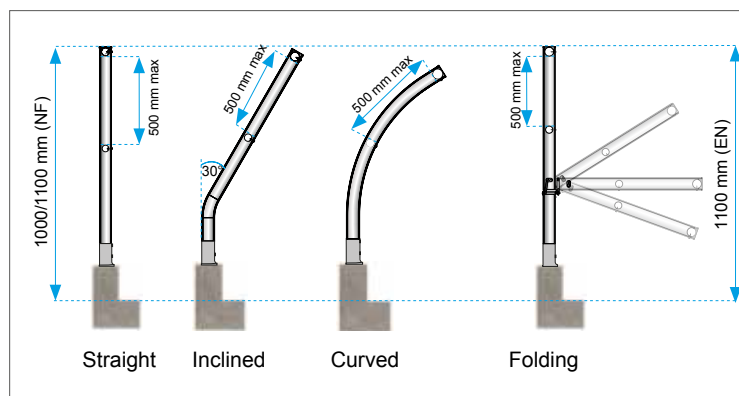
ADJUSTING SHIM



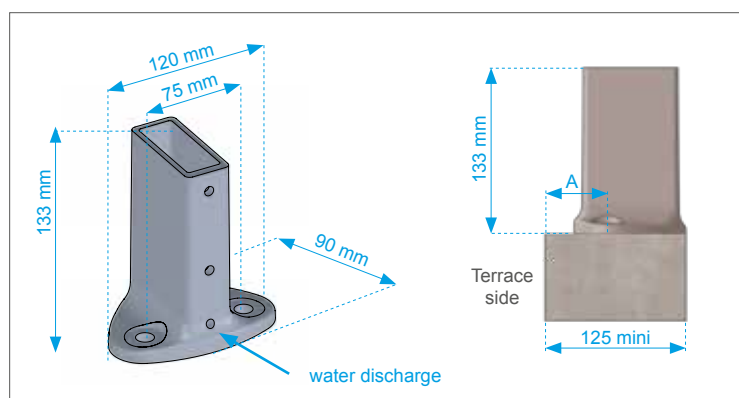
Divisible plastic shims that allow compensating for irregularities of the support (supplied on request).

DIMENSIONS

Dimensions of the uprights



Dimensions de l'embase :



 Following page: Sealing kit



SEALING KIT

USE (see technical manual)

The VECTACO® sealing kit for guardrail with floor fixture system (Ref.: VSKE) is composed of rubber seals and washers. Associated with a chemical seal fixing (not supplied), it insures watertightness and prevents infiltration into the concrete support.

KIT COMPOSITION

- A:** 1 x rubber seal (cut to the shape of the base to be placed between the base and its support).
- B:** 2 x rubber washers.
- C:** 2 x wide washers M10.
- D:** 2 x H M10 nut covers.



seal and nut covers.

